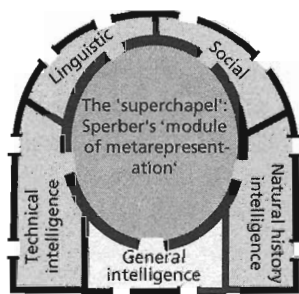
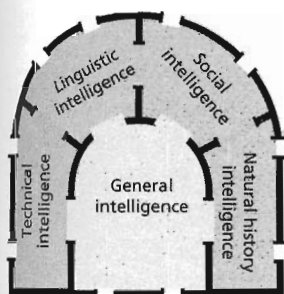


The mind as a cathedral

N.B. These are schematic, metaphorical illustrations. They carry no implications for the spatial location of cognitive processes within the brain.

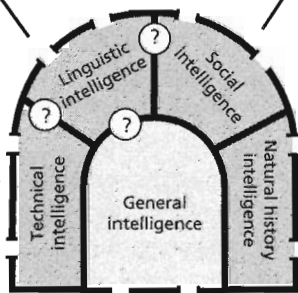
Phase 3: Two possible architectural plans for Phase 3 minds.

These represent minds of people living by hunting and gathering. For those with other lifestyles, it is likely that other types of specialized intelligences will develop, although social and linguistic intelligence are likely to be universal.




Phase 2

Minds with a 'nave' of general intelligence and multiple 'chapels' of specialized intelligences. It remains unclear how that of language is related to the other cognitive domains. As we can assume that all minds of this phase were of people living by hunting and gathering, the three 'chapels' are social, technical and natural history intelligence.



Phase 1

Minds with a 'nave' of general intelligence. The 'doors' represent the passage of information from modules concerned with perception.



Evolutionary time